



Scandi Façade

4 2.5 2




# Cambridge 335



## Floor Areas

Porch	5.3m <sup>2</sup>
Alfresco	60.8m <sup>2</sup>
Garage	40.7m <sup>2</sup>
Living	228.7m <sup>2</sup>
<b>TOTAL</b>	<b>(36.1sqs) 335.5m<sup>2</sup></b>
Width	14.9m
Depth	26.3m

## Features

-  Media
-  Family
-  Butler's Pantry

Floor plan and dimensions shown are for the Scandi Façade.