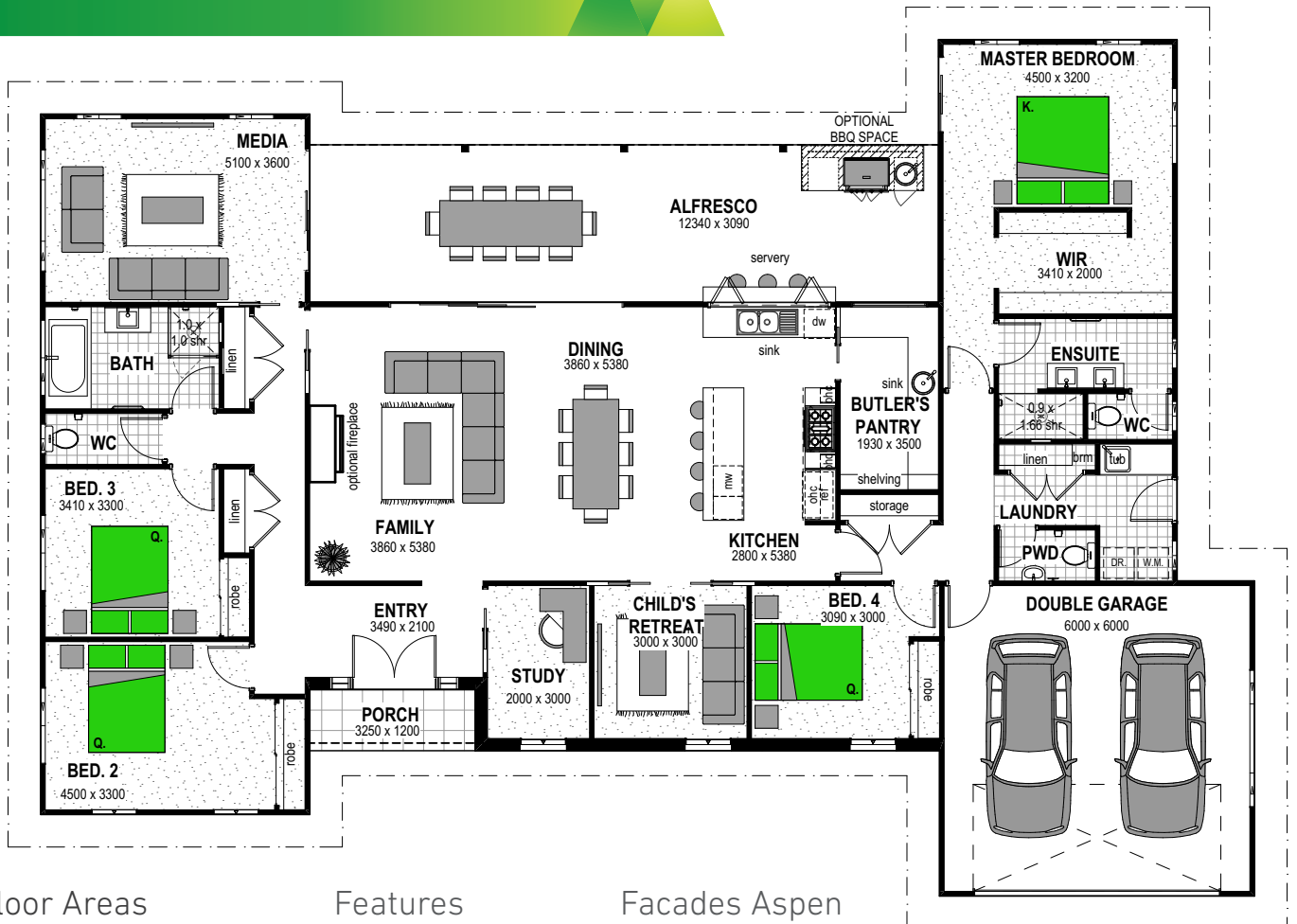




Aspen Façade

🚗 4 🚲 2.5 🚗 2





Grampian 307



Floor Areas

Porch	3.9m ²
Alfresco	38.3m ²
Garage	37.5m ²
Living	227.3m ²
TOTAL (33sqs)	307m²
Width	23.8m
Depth	16.8m

Features

-  Study
-  Child's Retreat
-  Butler's Pantry
-  Media

Facades Aspen



Scan the QR code to view all Grampian 307 facades.

Floor plan and dimensions shown are for the Classic Façade.