



Scandi Façade - Option 1

🚗 4 🛏️ 2.5 🚗 2




Cambridge 295



Floor Areas

| | |
|--------------|-------------------------------------|
| Porch | 5.1m ² |
| Deck | 51.9m ² |
| Garage | 37.4m ² |
| Living | 200.7m ² |
| TOTAL | (31.8sqs) 295.1m² |
| Width | 14.4m |
| Depth | 24.2m |

Features

-  Media
-  Lounge
-  Butler's Pantry

Floor plan and dimensions shown are for the Scandi Façade.



Scandi Façade - Option 2