



Vermilion 292

Skillion Façade

4 2 2



Outback Façade



Classic Façade



Mountain Façade







Colonial Façade

Floor Areas

Porch	8.7m ²
Garage	39.3m ²
Living	242.6m ²
TOTAL	(31.3sqs) 290.6m²
Width	27.6m
Depth	12.8m

Features

-  Study
-  Media
-  Child's Retreat
-  Games Room

Floor plan and dimensions shown are for the Classic Façade.