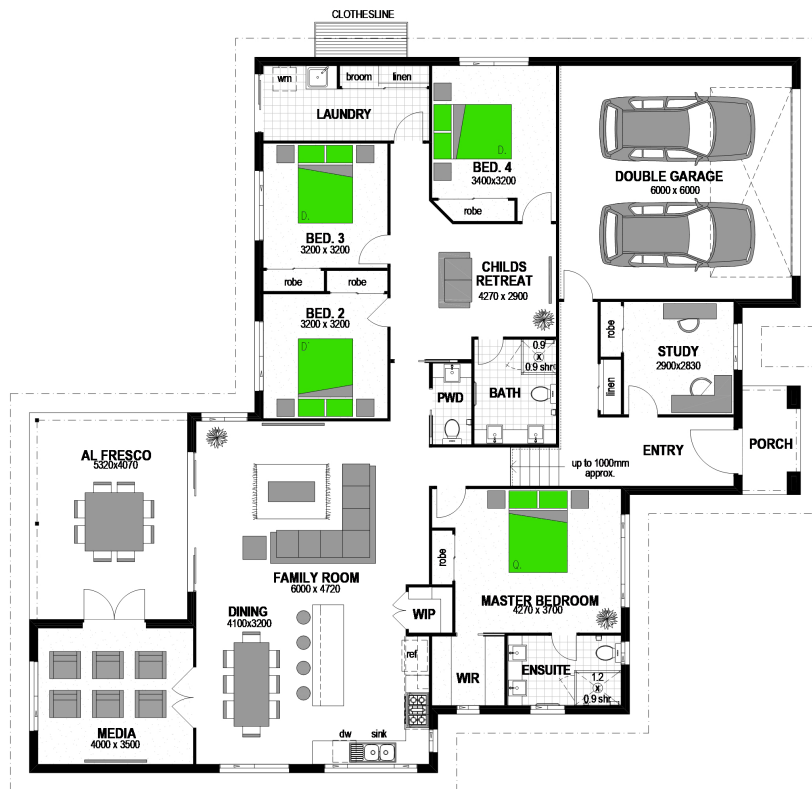




Portico Façade

4 2 2





# Miami 270 - Split Level



## Floor Areas

Porch	4.2m <sup>2</sup>
Alfresco	21.7m <sup>2</sup>
Garage	39m <sup>2</sup>
Living	205.1m <sup>2</sup>
<b>TOTAL</b>	<b>(29.1sqs) 270m<sup>2</sup></b>
Width	18.4m
Depth	19.9m

## Features

-  Media
-  Study
-  Child's Retreat
-  Walk-In Pantry

Floor plan and dimensions shown are for the Classic Façade.