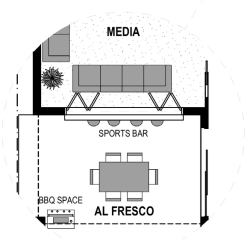




Ultra Urban Façade

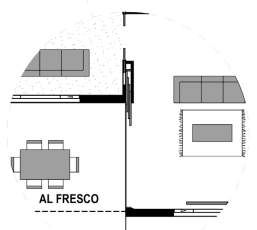
4 2 2

Elwood 256



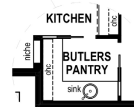
UPGRADE 1 : Sports Bar

Entertain in style with this Sports Bar. Option opening into the Media Room, so you don't miss the big game or your favourite show.



UPGRADE 2 : Alfresco Pocket Door

Bring the outdoors in with this magicians door option, which tucks neatly into the wall.



UPGRADE 3 : Butlers Pantry

Upgrade to a Butler's Pantry where you will have additional bench space and can hide away all your dirty dishes and prep while entertaining.



Alpine Façade



Classic Façade



Federation Façade



Skillion Façade

Floor Areas

Porch	2.5m ²
Alfresco	17.5m ²
Garage	37.1m ²
Living	197.6m ²
TOTAL	(27.4sqs) 254.9m²
Width	11.5m
Depth	23.9m

Floor plan and dimensions shown are for the Classic Façade.

Features

- Media
- Walk-In Pantry